



TREADLITE  
PREMIUM ARENA MIX

DO GOOD FOR THE PLANET

# Premium Arena Mix

THE #1 SURFACE CHOICE FOR RIDERS

Your guide to all things Treadlite and  
why our Premium Arena Mix is the first choice for equestrian riders.



MADE FROM TRIPLE-TREATED REFINED RECYCLED RUBBER

MADE IN AUSTRALIA

# contents

## 1. INTRODUCTION & BACKGROUND

- **Getting Started: What is Treadlite?** A quick overview of Treadlite and why it's the preferred surface for riders across Australia.
- **The Tyre Cycle: How It's Made.** Discover how end-of-life tyres are recycled into a sustainable, high-performance riding surface.
- **Built by Riders, Proven by Thousands.** Designed with rider input and tested in arenas nationwide for performance and durability.

## 2. THE TREADLITE RECIPE: WHY IT WORKS

- Discover our secret formula — the combination that makes Treadlite stable, safe, and long-lasting.

## 3. WHAT OUR CUSTOMERS SAY

- Real feedback and results from riders and facilities who've chosen Treadlite.

## 4. BEFORE YOU BUY

- **What to Expect Before Choosing Treadlite.** Understand how Treadlite compares to traditional surfaces and what difference it will make to your arena.
- **Finding the Right Arena Thickness.** Guidance on recommended depths and how to tailor Treadlite to your riding style.
- **Requesting a Quote.** Simple steps to get pricing tailored to your property and needs.
- **How to Purchase Treadlite in Australia.** A simple step-by-step guide.
- **Frequently Asked Questions.** Quick answers to the most common queries from customers.

## 5. DELIVERY & INSTALLATION

- **Planning Your Delivery & Logistics.** From Hiab to flatbeds — choosing the right delivery method for your location.
- **When Treadlite Arrives.** What to expect on delivery day and how to prepare your site.
- **Step-by-Step Installation.** Best practices for laying and settling your Treadlite surface.

## 6. AFTERCARE & SUPPORT

- **Maintaining Your Arena Surface.** Tips to keep your arena performing at its best, season after season.
- **Ongoing Support & Aftercare.** How we continue to help once your surface is installed.
- **Time for a Top-Up?**



# INTRODUCTION & BACKGROUND



### Getting Started: What is Treadlite?

A quick overview of Treadlite and why it's the preferred surface for riders across Australia.

Treadlite is a premium equestrian arena surface made from 100% recycled tyres. Developed in New Zealand, now made and widely across Australia, it's designed with one goal in mind: **to give riders a surface that feels incredible underfoot, performs in all weather, and lasts for years.**


Unlike sand or fibre mixes, Treadlite doesn't blow away, break down, or become uneven with use. Instead, it provides consistent cushioning and grip, helping reduce concussion and strain for both horse and rider. Whether you're schooling, training, or competing, **Treadlite creates a reliable footing that supports confidence and performance.**

What sets Treadlite apart is the combination of rider-led design and proven results. **Thousands of riders across Australasia have already chosen Treadlite**, not only for its comfort and safety, but also for its sustainability — every surface repurposes tyres that would otherwise go to waste.

That's why Treadlite has become the preferred surface for riders who want a smart, long-term investment in their horse's health and their arena's performance.



MADE FROM TRIPLE-TREATED  
REFINED RECYCLED RUBBER



*Special recipe*




Premium  
Arena Mix



## How Treadlite is made?

Discover how end-of-life tyres are recycled into a sustainable, high-performance riding surface.

Partnering with  
Australia's largest  
tyre collector  
& surfacing arenas  
*nationwide!*

 #1 AU #1 SURFACE

Treadlite is proudly made right here in Australia. **We partner with the country's largest tyre recycler Tyre Cycle**, to create our unique blend of shred, crumb, fibre, and fines.

The triple treated refinery process produces a consistently evenly sized material that we are happy to say is **99.9% metal-free**. We run an extra two magnetic beds after the final process just to be sure.

Approximately **45 recycled end of life tyres** are processed to fill one of our, convenient **350kg bags**, another step forwards a greener future!



Designed with rider input and tested in arenas nationwide for performance and durability.

*Designed by riders, for riders*

**Our Arena Mix is Not What You Think!**

We're not just cut rubber like other arena companies. Years of testing and rider feedback have gone into perfecting our Premium Arena Mix—designed for performance, consistency, and horse health.

**CLARKE JOHNSTONE**

Olympic Games & World Equestrian Games New Zealand Eventer



THE PROOF IS IN THE PUDDING WITH OVER

Leading with experience: 1k+ Treadlite arenas in Australasia

1000+

arenas



**THE #1 SURFACE CHOICE FOR RIDERS**

"I am impressed with the way Treadlite sits, and mixed through the original arena surface."

**GARY LUNG**

"The horses move so well through their whole body on the Treadlite. I can't recommend it enough."

**MEGAN JONES**


"Feedback from riders across dressage, jumping and eventing has been phenomenal. So much more secure than the sand alone, far less (almost no) dust and a huge reduction in glare/reflection which has made it cooler. We are thrilled!"

**FIG TREE POCKET EQUESTRIAN CLUB**




## One Surface. Every Discipline.

From supportive dressage arenas to high impact jumping arenas, from frequently used round pens to busy pony club grounds — Treadlite Premium Arena Mix is built to perform across all riding styles and settings.




### Dressage Arenas

Caroline, Woori Yallock, VIC




### Round Pens




### Pony Clubs

Waitara Pony Club, Taranaki



### Indoor Arenas

Gary Lung, Brisbane, Queensland



### Jumping Arenas

Clarke Johnstone, Cambridge

### PERFECT FOR:

- ✓ Round Pens
- ✓ Walkers
- ✓ Race tracks
- ✓ Dressage Arenas
- ✓ Jumping Arenas
- ✓ Indoor Arenas
- ✓ Pony Clubs

Whether you're training indoors or out, schooling ponies or competing at a high level — Treadlite's versatile blend adapts to your arena's needs.



OVER 1000 INSTALLATIONS

**DRESSAGE**

Serena Ireland, Melissa Galloway, Gary Lung, Vanessa Way, Tesse Ferguson, Louise Curran, Christine Sievers, Rob Schmerglatt & Tori Luxford, Georgia & Rebecca of Team Haythorpe, Olivia Palfreyman, Indiana Burke, Caitlyn Dulhunty, Lucy Taylor, Christine Sievers, Caitlyn Adcock

**FACILITIES**

Mt Crawford Dressage Club, Elite Equestrian Academy, Bellevue Park, Jindabyne Pony Club, New Zealand National Equestrian Centre, St Peters School - Cambridge, Fig Tree Pocket Equestrian Club, Jolong Park, Saddleworld Bundaberg

**SHOW JUMPING**

Cheleken Equestrian, Lisa Coupe, Charlotte Condor, Lucy Borrack

**EVENTING**

Megan Jones, Andy Daines, Sam Lyle, Clarke Johnstone, Lizzie Green

**PARA**

Bridget Murphy

Above is a selection of riders & facilities choosing Treadlite Premium Arena Mix



# THE TREADLITE RECIPE: WHY IT WORKS



DISCOVER OUR SECRET FORMULA  
— the combination that makes Treadlite stable, safe, and long-lasting.

Our arena mix isn't just cut rubber — it's a premium blend of four carefully selected components.



**You NEED all these components so your surface will not float away,** instead it will bind with your current surface or if you are putting down a new arena bind with your base layer of sand.



# WHAT OUR CUSTOMERS SAY...



*Real feedback and results from riders who've chosen Treadlite.*

*A lot more spring in the surface.* **CLARKE JOHNSTONE**

*Reduced dust, soft and springy and it never compacts.* **JENNY BAKER**

*Horses work on top of the surface, rather than through it.* **LUCY TAYLOR**

*It's like riding on a cloud.* **Caity Pritchard**

*Not dusty and great cushioning surface for horses.* **SIMONE HUNTER**

*The comfort & stability in their movement is much better.* **MELISSA GALLOWAY**

*Simply the best surface ever!* **VANESSA WAY**

*I am impressed with the way Treadlite sits, and mixes through the original surface.* **GARY LUNG**

*The feeling is fantastic; great spring off the ground but support when landing.* **TEAM HAYTHORPE**

*A huge reduction in glare which has made it cooler.* **FIG TREE POCKET CLUB**

*Treadlite is the answer!* **LISA COUPE**

*The surface copes exceptionally well in all weather and events.* **ST PETERS SCHOOL**

*It feels great training with the confidence of quality footing.* **SERENA IRELAND**

*The horses move so well through their whole body.* **MEGAN JONES**

*Suppresses the dust, provides more stability of the sand base.* **JENNIE THOMASSON**

*The feeling of lightness, the security so you can confidently work the horses.* **SARAH GARY**

*Cushioning feel, to keep horses' joints healthy and bodies happy.* **CALLAGHAN EQUESTRIAN CENTRE**

*Once a retired arena is now used as a competition arena.* **NEC, TAUPO**



**MEGAN JONES, HAHNDORF SA**

Olympian & Equestrian World Games Event Rider

**“The horses move so well through their whole body on the Treadlite. I can’t recommend it enough.”**

**25mm of Treadlite Indoor arena**



**GARY LUNG, BRISBANE, QLD**

Grand Prix Dressage Rider

"I am impressed with the way  
Treadlite sits, and mixed through the  
original surface."

**25mm of Treadlite Indoor arena**



**MELISSA GALLOWAY, NELSON, NZ**

International Grand Prix dressage rider & coach

“I can really feel a massive difference in all my horses. The **comfort & stability** in their movement is so much better.”

**25mm of Treadlite Private arena**



**VANESS WAY, TARANAKI, NZ**

Grand Prix dressage rider & coach

“Treadlite has been my surface of choice for many years, and my horses love it! **Its ability to stand up to the wet Taranaki weather** as well as up to 10 horses a day is a true testament to the quality of the surface.”

**25mm of Treadlite Private arena**



**SERENA IRELAND, NEW SOUTH WALES**

FEI World Cup finals, Grand Prix dressage rider & coach

“Our whole team love working on this surface and its a wonderful feeling to train in confidence that they are supported by quality footing.”

**25mm of Treadlite Private arena**



JESSIE, BUNDABERG

“Best stuff ever!!! We just had floods & so many can't ride in the rain. Our arena is shining bright & we have ridden every day despite over 300ml.”

25mm of Treadlite Private arena



LUCY TAYLOR, CANBERRA

“Obsessed with our Treadlite arena surface - feel grateful every day I get to ride on this beautiful surface!!! No dust, no watering, very minimal maintenance, great for joints.”

25mm of Treadlite Private arena



## FIG TREE POCKET EQUESTRIAN CLUB, QUEENSLAND

“Feedback from riders across dressage, jumping and eventing has been phenomenal.

So much **more secure** than the sand alone, **far less** (almost no) **dust** and a **huge reduction in glare/reflection** which has made it cooler. We are thrilled!”

**25mm of Treadlite** High use training and competition 120 x 80m arena



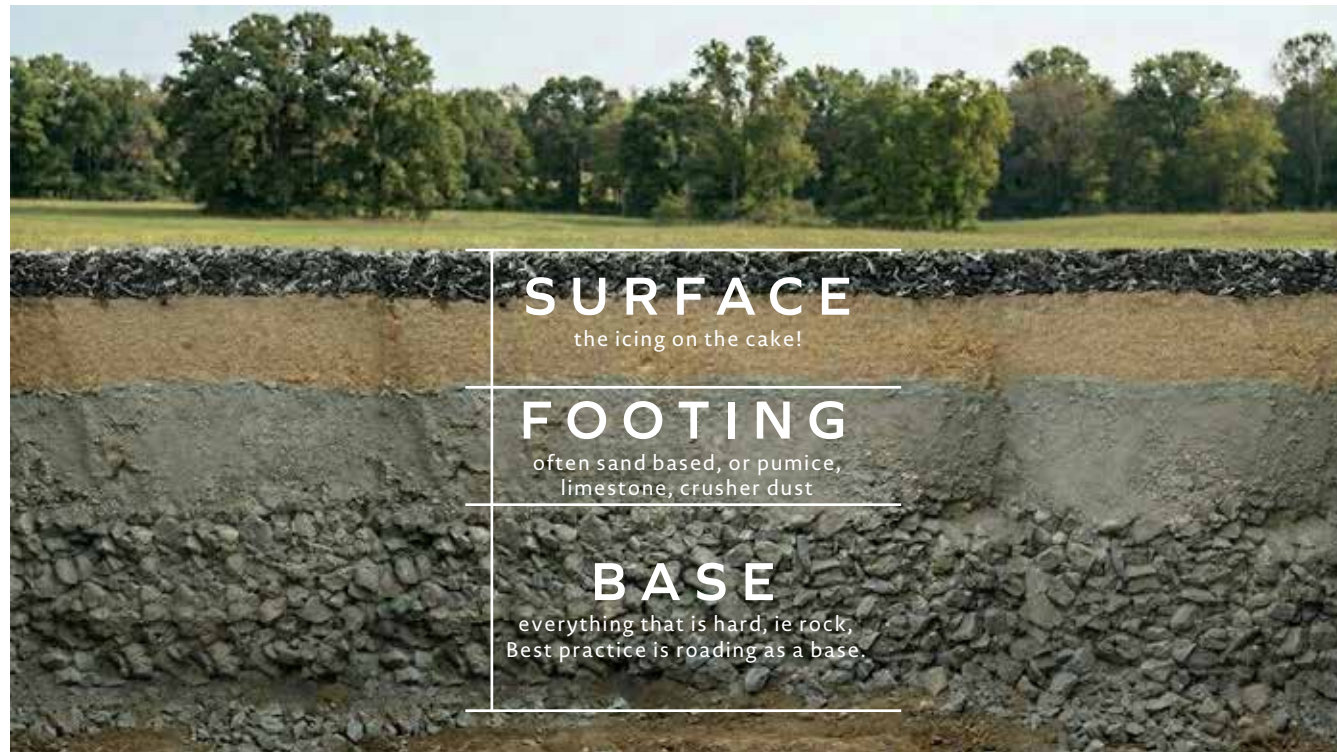
# BEFORE YOU BUY



## What to Expect Before Choosing Treadlite.

Understand how Treadlite compares to traditional surfaces and what difference it will make to your arena.

Treadlite can be installed on a **new arena build** or added to an **existing surface** to improve performance and stability. Guidance is provided for both situations.



Best practice based on our experience,  
however we are NOT arena builders who will understand your geographical location.  
At anytime STOP & PAUSE please call us for advice.





Customise your arena  
for your needs

## SAND SELECTION

The success of your Treadlite surface also depends on selecting the appropriate sand. For stability and performance, it is crucial to use an angular sand that complements Treadlite. **The ideal total depth of the sand and Treadlite combined should be between 50-65mm.**

In some instances, a blend of two different types of sand may be necessary to achieve the ideal balance of firmness and cushioning. If compaction is a concern, Compacted Crusher Dust can be introduced as a footing layer to provide additional firmness and stability.

### Example of sand & Treadlite layers:

(this amount is for the best performance and can be changed to suit individual need).

- **Sand Layer:** The sand layer is critical for arena performance and safety. We recommend a sand depth of 30-40mm, complemented by a 25-30mm Treadlite layer for optimal performance. Key factors to consider include:
  - **Particle Shape:** Angular sand particles are preferred for better interlocking and stability, reducing the risk of injuries.

**Note:** Sand selection should be based on your specific environmental conditions and arena use. It is strongly recommended to consult with a qualified professional to ensure the selected sand is suitable for your needs.



## Finding the Right Arena Thickness.

Guidance on recommended depths and how to customise Treadlite to your arena.



**15mm**

minimum thickness



**20mm**

premium thickness



**25mm**

premium + thickness



## HOW MUCH TREADLITE DOES YOUR ARENA NEED?



[CLICK HERE](#)

for our Arena Mix calculator.  
Find out how many bags you require  
& a pricing guide

### **MINIMUM 15mm THICKNESS**

Ideal for light use arenas. This economical option provides basic cushioning and stability, making it suitable for less frequent activity and budget-conscious setups. Ensure adequate performance for everyday riding with a reliable mix thickness.

---

### **PREMIUM 20mm THICKNESS**

Enhance your arena with our premium option. Offering superior durability and comfort, this choice is perfect for frequent use and competitive training. Enjoy a balanced mix that provides excellent cushioning and stability for all equestrian activities.

---

### **PREMIUM + 25mm THICKNESS**

Experience the ultimate in arena performance. This top-tier option ensures maximum durability, stability, and cushioning for high-impact activities and competitive use. Ideal for the most demanding equestrian environments.



## Requesting a Quote

Simple steps to get pricing tailored to your property and needs.

1. Use our online pricing calculator - scan the QR code on this page
2. After more personal advice with your property contact  
Sarah +61 420 230 501 sarah@treadlite.com
3. Request a sample pack
4. Delivery quotation depends on your location
5. Bear in mind your location and ease of access to your arena will determine how the Treadlite bags are delivered

## Calculate Your Treadlite Requirements

*scan here*



## How to Purchase Treadlite in Australia

### A simple step-by-step guide

#### STEP 1: TELL US ABOUT YOUR ARENA

We'll ask a few quick questions so we can give you the right advice:

- Arena size (e.g. 60 x 20)
- Existing surface (sand, crusher dust, limestone, etc)
- New build or existing arena
- What you use the arena for (dressage, jumping, all-round)
- Your location

*If you're unsure — that's totally normal. Just call or email us.*

#### STEP 2: CHOOSE YOUR TREADLITE THICKNESS

Most customers choose one of the following:

- 10mm - Top up
- 15mm - Light use / minimum coverage
- 20mm - Most popular option (regular use)
- 25mm - High use / competition arenas
- 30mm - Superior choice

We'll recommend the best thickness based on:

- Arena use
- Sand type
- Horse numbers
- Budget

#### STEP 3: CALCULATE HOW MUCH YOU NEED

Use our **online Arena Mix Calculator** to instantly:

- See how many bags you need
- Get a pricing guide

*Or, if you prefer, we can calculate this for you.*

#### STEP 4: RECEIVE YOUR QUOTE

Your quote will include:

- Number of 350kg bags
- Cost per bag
- Estimated delivery cost to your location
- Delivery method (Hiab, flatbed, etc.)

*No surprises — we'll talk you through it.*

#### STEP 5: CONFIRM YOUR ORDER

Once you're happy:

- Confirm quantities
- Confirm delivery address and access
- Lock in delivery timing
- Invoice sent
- Payment in Full before delivery, unless organised

*We'll handle the logistics.*

#### STEP 6: DELIVERY TO YOUR PROPERTY

Treadlite is delivered in **1m<sup>3</sup> bulk bags (350kg)**.

- Delivery method depends on:
- Property access
- Arena location
- Equipment available on site

*We'll make sure it's delivered the safest, easiest way.*

#### STEP 7: INSTALL YOUR TREADLITE

You have two options:

- DIY install (very common)
- Preferred installer (if available in your area)

We provide:

- Simple step-by-step install instructions
- Phone support if you need it on the day

#### STEP 8: RIDE & FINE-TUNE

You can usually ride once the surface has settled.

Over time, you may:

- Adjust grooming
- Fine-tune the feel
- Add a top-up if desired (optional)

*We're always here for advice.*



## FAQS

**Q. HOW DOES TREADLITE IMPROVE DRAINAGE?**

A. Treadlite helps improve drainage by creating a more permeable surface that allows water to pass through more easily. This reduces water accumulation and speeds up the drying process, keeping your arena usable even after heavy rainfall.

**Q. CAN TREADLITE BE ADDED TO EXISTING ARENAS?**

A. Yes, Treadlite can be added to existing arenas. It is compatible with various types of surfaces and can be integrated into your current setup to enhance its performance and durability.

**Q. IS TREADLITE SUITABLE FOR ALL WEATHER CONDITIONS?**

A. Yes, Treadlite is designed to perform well in various weather conditions. It provides excellent traction and stability, whether wet or dry, ensuring a safe riding experience year-round.

**Q. HOW DOES TREADLITE HELP REDUCE DUST IN THE ARENA?**

A. Treadlite's rubber particles help bind the surface material, reducing the amount of dust generated during use. This creates a cleaner, healthier environment for both horses and riders.

**Q. WHAT IS THE BEST SURFACE TO PUT THE RUBBER ON?**

A. Individual preferences vary from rider to rider and much depends upon the type of soil you have and the position of your arena. Treadlite Premium Arena Mix spreads perfectly and works well with all types of sand, limestone, crusher dust, etc. We recommend you seek the advice of your local arena contractor if you are unsure of the best surface for your needs.

**Q. CAN I USE ORDINARY HARROWS TO MAINTAIN THE SURFACE OR DO I NEED A SPECIAL RAKE?**

A. Yes, ordinary harrows work just fine and, of course, an arena rake will also work perfectly.

**Q. WHAT MAINTENANCE IS REQUIRED FOR A TREADLITE SURFACE?**

A. Treadlite surfaces require minimal maintenance compared to traditional surfaces. Regular grooming and occasional top-ups are generally sufficient to keep the surface in optimal condition.

**Q. CAN I SPREAD IT MYSELF?**

Yes, you can. Treadlite Premium Arena Mix comes in convenient 350kg bags with sturdy handles that can easily be lifted with the forks of a tractor. The bags have a drawstring opening on the underside, allowing you to control the flow of rubber when you open it. Alternatively, if we deliver the rubber straight to you, we can do the spreading for you.

**Q. DOES THE RUBBER HAVE METAL IN IT?**

Our triple treated refinery process produces a consistently evenly sized material that we are happy to say is 99.9% metal-free. We run an extra two magnetic beds after the final process just to be sure.

**Q. HOW LONG DOES IT LAST AND WILL I NEED TO TOP IT UP ONCE IT IS ON MY ARENA?**

Some people like to top their arena up after they've ridden on it for a while and have a better idea of the surface feel they want for their horse. However, whatever amount you have spread, your Treadlite Premium Arena Mix will remain in place and won't wear away.

**Q. WILL IT STAIN MY HORSE'S LEGS?**

No. While some older types of rubber surfaces did stain horses' legs, Treadlite's Premium Arena surface has been triple processed and leaves no residue.

**Q. WILL IT BLOW OR WASH AWAY?**

Under normal weather conditions, no. The rubber itself has irregular edges that allow it to easily bind with the sand or other surface. This, combined with the traces of fiber that remain in the rubber and absorb moisture, means that except for an extreme weather event, your rubber stays where it is put.

**Q. DOES THE RUBBER STAY ON THE SURFACE OR DOES IT MIX IN WITH THE SAND?**

Depending on how often you ride on your arena and what type of riding you do, the rubber will gradually combine with the top layer of your sand surface. However, immediately after rainfall, it makes its way back to the surface again. Grooming your arena with conventional chain harrows or an arena rake quickly returns it to how it was when it was first spread.



# DELIVERY & INSTALLATION



## Planning Your Delivery & Logistics.

Important to consider your location and choosing the right delivery method.

Questions to consider

- Do you have easy access driveway?
- Can a truck drive onto your arena or near?
- Do you or neighbours own a tractor with forks that can help with unloading and moving around your arena?



Treadlite bags loaded onto a flatbed truck with hiab



Treadlite bags can be unloaded using the forks on a tractor



Treadlite bags can be unloaded using a hiab



## When Treadlite Arrives.

What to expect on delivery day and how to prepare your site.

The most important thing is to level your arena using harrows or similar and make sure your surface is **rideable**, ie not too heavy - if this is the case you may need to remove some surface before Treadlite is added.



## INSTALLATION

**Correct and professional installation is critical for achieving the best results with Treadlite.** We recommend using preferred installers, who have extensive experience working with Treadlite surfaces, to ensure optimal performance and durability. However the product can be installed by yourself, a step by step guide is provided.

Inadequate installation or failure to follow recommended guidelines can negatively impact the performance and safety of your arena. Installation errors, improper base preparation, or using incorrect sand types may lead to suboptimal conditions and increased maintenance costs.



## HOW TO SPREAD

### STEP 1: Before the Treadlite arrives.

Leveling the surface is crucial as it will help to prevent any accidents or injuries due to uneven terrain; it will also result in a better surface once the Treadlite is applied. If your arena is not naturally level, you may need tools like a shovel, rake, or grading equipment to create a level surface.

### STEP 2: Treadlite arriving.

Divide the arena into equal sections. This will help you to distribute the bags evenly and ensure that the weight is spread out evenly as well. Divide the arena into equal sections, this will help you to distribute the bags evenly. Start placing the bags in each section, working from one end of the surface to the other. Make sure that the bags are placed in a straight line and that they are evenly spaced apart.

### STEP 3: The opening of the Treadlite.

You can use a tractor or bobcat's bucket to push or tear open the bag, allowing the Treadlite to spill out. If you do not have suitable equipment, the crane truck that delivers Treadlite can open the bags on the arena. (There is an extra charge for this).

The use of a tractor or bobcat to open up Treadlite bags can be a safe and efficient method, but it's important to take proper precautions to ensure the safety of both the equipment operator and those nearby.

### STEP 4: Spreading Treadlite.

Spreading Treadlite can be done with a rake, leveling bar, chain harrows or back blade. Whichever your tool of choice, the aim is to achieve a uniform distribution of Treadlite across the desired area. This may require several passes as you work to cover the entire area and adjust the depth and level of coverage as needed.

Note: The key is keeping Treadlite on the surface. It is not required to Harley Rake or power harrow the Treadlite into the sand.

### STEP 5: Finish.

Once the Treadlite has settled you are able to ride on the surface, but you may need to do some additional grooming to achieve the desired feeling. This can involve using harrows, drags, a rake or other tools to smooth out any uneven areas.



# AFTERCARE & SUPPORT



## Maintaining Your Arena Surface.

Tips to keep your arena performing at its best, season after season.

While Treadlite reduces the overall maintenance required, regular upkeep remains essential for ensuring long-term performance. Depending on the level of use and environmental conditions, periodic raking, leveling, and reapplication of Treadlite may be required to maintain optimal footing.

Maintaining the quality and longevity of your arena surface is crucial for both performance and safety. For the best results, we strongly recommend using an arena rake that features tines, a back blade, and adjustable levels. This tool is superior to chain harrows, which, although they can be used on Treadlite surfaces, do not offer the same level of precision and consistency.

The rake's tines help to break up and redistribute the footing material evenly, while the back blade ensures a smooth, leveled surface. Adjustable levels allow for customization based on the specific needs of your arena, providing greater control over the depth and texture of the footing.

Regular use of the rake will help prevent compaction, maintain proper drainage, and extend the lifespan of your arena surface, making it a vital part of your maintenance routine.

**Note:** Maintenance requirements may vary based on your specific situation, and we recommend routine assessments of the surface condition.



*Sarah Walters*

SALES REPRESENTATIVE

#1

We are the most popular surface of choice in Australia!



## Ongoing Support & Aftercare

How we continue to help once your surface is installed.

At Treadlite, our commitment to you doesn't end when your arena is finished. We offer ongoing support and aftercare to ensure your surface performs at its best for years to come.

### What sets us apart?

- **Expert guidance from riders who know** – Sarah, our Australian Sales Representative, brings a background in construction alongside years of hands-on experience as a passionate rider. She's a friendly, knowledgeable face who genuinely enjoys understanding your arena setup and what you're trying to achieve. A natural problem-solver, Sarah is focused on making sure your footing is exactly right. Like the rest of the Treadlite team, she rides on Treadlite herself—so her advice is grounded in real-world experience, both in the saddle and on the ground. She's always here to help with any questions you might have
- **Nationwide support network** – We work with trusted contract arena installers across the country and have depots throughout Australia, making assistance easy and accessible wherever you are.
- **Multiple production facilities** – Our extensive facilities allow us to maintain consistent quality and supply for all your Treadlite needs.
- **Largest tyre collection & recycling network** – We are proud to be the largest tyre collectors and processors in Australia and New Zealand, giving you a truly sustainable surface.
- **Horse health first** – We understand that the best surface goes beyond durability; it's about supporting your horse's wellbeing and performance.

With Treadlite, you're not just installing a surface – you're joining a community that continues to provide expertise, guidance, and care long after the project is complete.

## Time for a Top-Up?

Just like we repaint our homes or refresh gravel driveways every few years, your Treadlite surface may also need a top-up over time.

Natural wear, weather, and regular use can cause it to settle or thin out. Many people also start with a thin layer to test it out, then come back for more once they see the benefits.

Unlike traditional sand arenas, which can be unstable and deep, adding Treadlite provides a stable, more supportive surface, which isn't like adding depth with sand. These days, it's common to see less sand and more Treadlite as people look for low-maintenance, practical solutions that perform well year-round.





# product specification sheet

**Product** Premium Arena Mix

**Raw input** Car, SUV, 4x4 Tyres

**Size** 0.9mm to 22mm

**Steel Content** No loose steel

**Test date** 09.08.24

**Raw Input** 100% Clean Black Car, SUV, 4x4 tyres

**Fibre Content** 8 - 10% by weight

**Water Content** < 5% by weight

**Packaging** White 1m3 Bulk Bags - no label

**W Tags** Manufacture Date and Product Type

### Restrictions

- No coloured tyres/rubber
- No run flat tyres (soft sealant)

### Particle Size Distribution

Sieve Size	Retained Percentage
16.00mm	0.7%
8.00mm	16.8%
4.00mm	45.1%
2.00mm	17.6%
1.00mm	14.2%
Pan / Base	5.6%

## TERMS AND CONDITIONS OF TRADE

The following terms and conditions (**Terms**) are applicable to the provision of our "Premium Arena Mix" (**Product**) by Treadlite NZ Limited (**Treadlite**) to the customer specified in a quotation, work order or invoice (**Customer**). No other terms, conditions or deviations from these Terms shall be binding unless accepted in writing by an authorised representative of Treadlite.

### 1. Price

- (a) There is a fixed price for the Product stated in a quotation or otherwise agreed with the Customer.
- (b) The Price excludes goods and services tax (GST). GST shall be payable by the Customer in addition to the Price.
- (c) The price provided is based on the quoted volumes, should this change Treadlite reserves the right to adjust the Price accordingly.
- (d) Any quotes or invoices are valid for one month.

### 2. Payments

- (a) All invoices must be paid by the date specified in an invoice. Where there is no due date specified in an invoice, payment must be made on or before the 20<sup>th</sup> day of the month following the month in which the invoice was issued.
- (b) Treadlite reserves the right to charge interest on all overdue invoices at the daily rate charged by Treadlite's trading bank for unarranged overdrafts, from the due date for payment until the date the overdue invoice is paid in full.
- (c) The Customer shall be liable for any expenses and costs incurred by Treadlite in obtaining or attempting to obtain a remedy for failure to pay, including but not limited to debt collection agency fees or solicitor client costs.
- (d) The Customer may not deduct or withhold any amount (whether by way of a set-off, counterclaim or otherwise) from any money owing to Treadlite.

### 3. Product Quality and Install

- (e) Treadlite prides itself on the quality and consistency of our product. Our Premium Arena Mix product contains a range of sized rubber pieces which is part of the reason it works so well, please be aware that the size distribution will vary slightly within bags and from bag to bag.
- (f) While we stand behind the quality of our product, it's essential to emphasise that we cannot assume responsibility for the application, maintenance or the underlying surface.
- (g) Treadlite warrants that the product we supply will be manufactured to our specifications which include
  - a. Particle size
  - b. Fibre content
  - c. Colour

### 4. Termination

- (a) **Termination by Customer:** Where the Customer wishes to terminate an order for the Product prior to delivery but once Treadlite has made steps to fulfil the order. Treadlite may charge the Customer all actual and reasonable costs and expenses incurred by Treadlite.
- (b) **Termination by Treadlite:** Treadlite shall, without any liability, and without any prejudice to any other right it has in law or equity, have the right by notice to suspend or cancel delivery of an order. The customer will be provided a full refund for monies paid.
- (c) Any cancellation or suspension by Treadlite pursuant to this clause shall not affect any claim for money due at the time of cancellation or suspension or for damages for any breach of any terms of these Terms or the Customer's obligations to Treadlite under these Terms.

### 5. Miscellaneous

- (a) Failure by Treadlite to enforce any of the terms and conditions contained in these Terms shall not be deemed to be a waiver of any of the rights or obligations Treadlite has under these Terms.

- (b) If any provision of these Terms shall be invalid, void or illegal or unenforceable, the validity, existence, legality and enforceability of the remaining provisions shall not be affected, prejudiced or implied.
- (c) The Customer may not assign any of its rights or obligations under these Terms without the prior written consent of Treadlite.

### 6. Governing Law

These Terms shall be governed by and construed in accordance with the laws of Australia and the parties shall submit to the exclusive jurisdiction of the Australian Courts.



PROUD TO RECYCLE

OUR VISION IS SIMPLE  
OUR PLACE, OUR PROBLEM.



TREADLITE  
PREMIUM ARENA MIX



*Thank you!*

FOR CONSIDERING TREADLITE

ANY QUESTIONS please contact Sarah Walters

sarah@treadlite.com

+61 420 230 501

 TreadliteAustralia  treadlite\_surfaces

TREADLITE.COM.AU